

# Summary Report

All

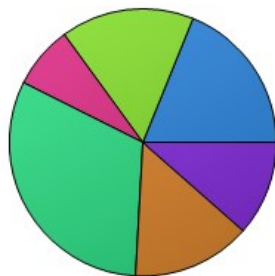
November 4, 2015 11:08 AM

1. Select your campus from the list



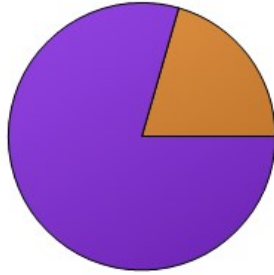
	Count	Percentage
Choose school here:	44	8.56%
Blanton	0	0%
Borman	14	2.72%
Cross Oaks	0	0%
Evers	13	2.53%
Ginnings	3	0.58%
Hawk	16	3.11%
Hodge	0	0%
Houston	21	4.09%
Lee	0	0%
McNair	39	7.59%
Nelson	33	6.42%
Paloma Creek	17	3.31%
Pecan Creek	14	2.72%
Providence	31	6.03%
EP Rayzor	0	0%
Newton Rayzor	45	8.75%
Rivera	0	0%
Savannah	0	0%
Stephens	0	0%
WS Ryan	25	4.86%
Wilson	0	0%
Calhoun MS	0	0%
Crownover MS	66	12.84%
Harpool MS	0	0%
McMath MS	106	20.62%
Myers MS	0	0%
Navo MS	26	5.06%
Strickland MS	1	0.19%
Denton HS	0	0%
<b>Total</b>	<b>514</b>	<b>100%</b>

2. What grade are you in?




	Count	Percentage
Third	59	11.48%
Fourth	74	14.4%
Fifth	162	31.52%
Sixth	39	7.59%
Seventh	83	16.15%
Eighth	97	18.87%
<b>Total</b>	<b>514</b>	<b>100%</b>

3. The work that I do in my EXPO class is as difficult as I expected for a gifted class.



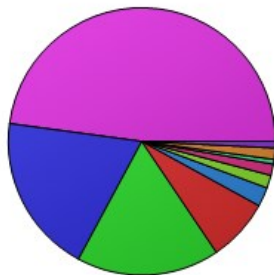
	Count	Percentage
Yes	406	79.45%
No	105	20.55%
<b>Total</b>	<b>511</b>	<b>100%</b>

5. I am encouraged to be creative in my work for my EXPO class.



	Count	Percentage
Yes	490	95.89%
No	21	4.11%
<b>Total</b>	<b>511</b>	<b>100%</b>

6. On a scale from 1 to 10, with 10 being the best, how would you rate EXPO?



	Count	Percentage
1 Really bad!	4	0.78%
2	7	1.36%
3	3	0.58%
4	7	1.36%
5	8	1.56%
6	12	2.33%
7	39	7.59%
8	89	17.32%
9	99	19.26%
10 Great!	246	47.86%
<b>Total</b>	<b>514</b>	<b>100%</b>